

# Organizing Your Writing Sequencing

Grades 1-3 Writing/ Literacy

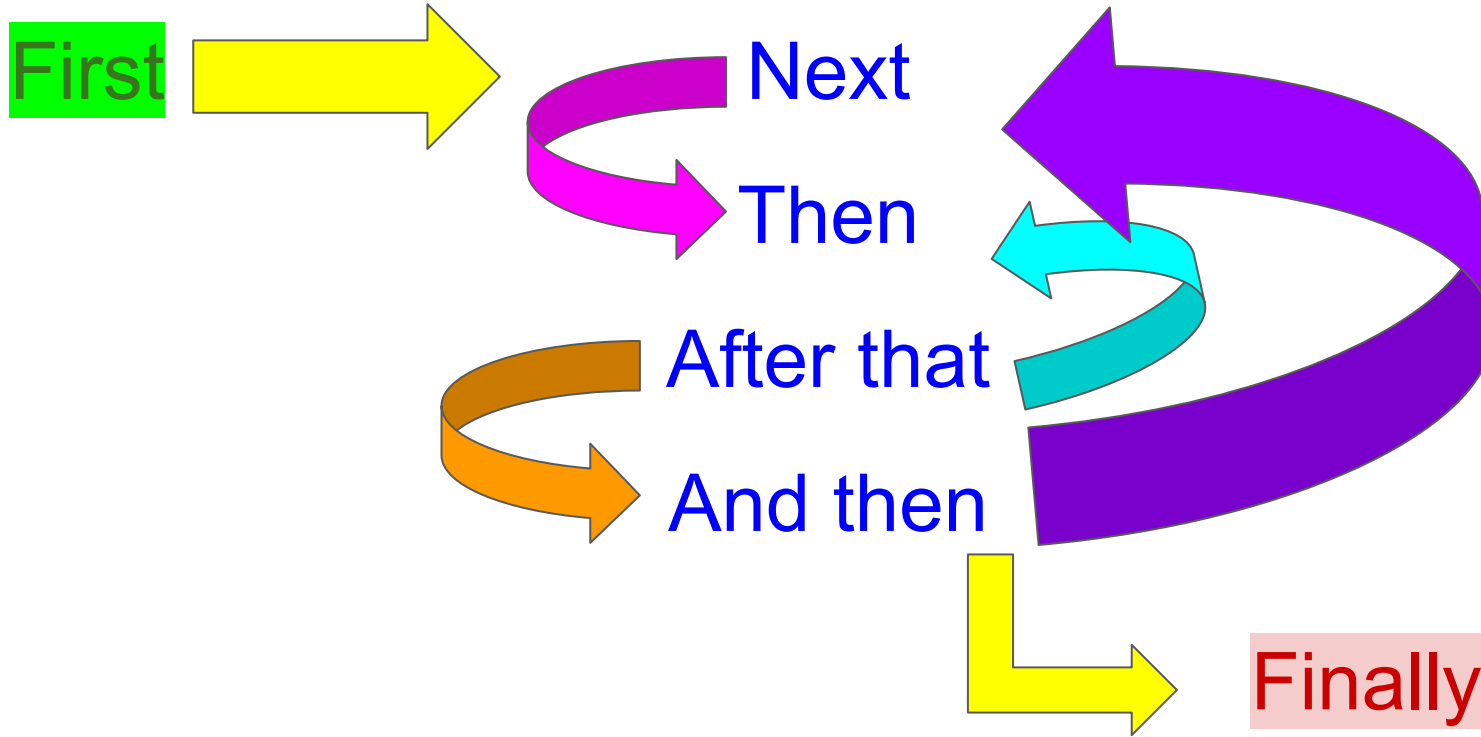
# Sequencing- Putting Steps in Order




## How To Make a Peanut Butter and Jelly Sandwich

→ **First,** I spread peanut butter on 2 slices of bread. **Then,** I put some jelly on top of the peanut butter on 1 slice of bread. **After that,** I put the 2 slices of bread together with the peanut butter and jelly on the inside. **Finally,** I can eat the delicious sandwich!

# Sequencing- Putting Steps in Order



# Now It's Your Turn



How To \_\_\_\_\_

First, \_\_\_\_\_

\_\_\_\_\_

\_\_\_\_\_, \_\_\_\_\_

\_\_\_\_\_

\_\_\_\_\_, \_\_\_\_\_

\_\_\_\_\_


Finally, \_\_\_\_\_

\_\_\_\_\_

# For Younger Students

Have students listen to the book *The Very Hungry Caterpillar* by Eric Carle.

Great review of days of the week and sequencing the foods that the caterpillar ate.



**Title:** Sequencing

**Author:** CESA #1

**Overview / Description:**

*Introduce students to vocabulary and transitions to sequence writing in English*

**Subject(s):** EL, ESL, ELL, Writing, ELA

**Grade Level(s):** K 1 2 3

**Learning goals/objectives:**

*After completing this activity, students should be able to follow clearly write and follow directions in a sequential order.*

**Type of Activity:**

Writing with a purpose  
Small Group

**Teaching Strategies:**

Discussion  
Partner Work  
Role Playing

**Length of Time:** approximately 3-5 days

**Materials:** Google Slides, Chrome Book, Book- The Very Hungry Caterpillar

**OER Commons License:**

Photos from CreativeCommons.org or Google Search