

Organizing Your Writing Comparing and Contrasting


**1st-3rd Grade Writing/
Literacy**

Purpose

Based on the book Same, Same But Different by Jenny Sue Kostecki-Shaw

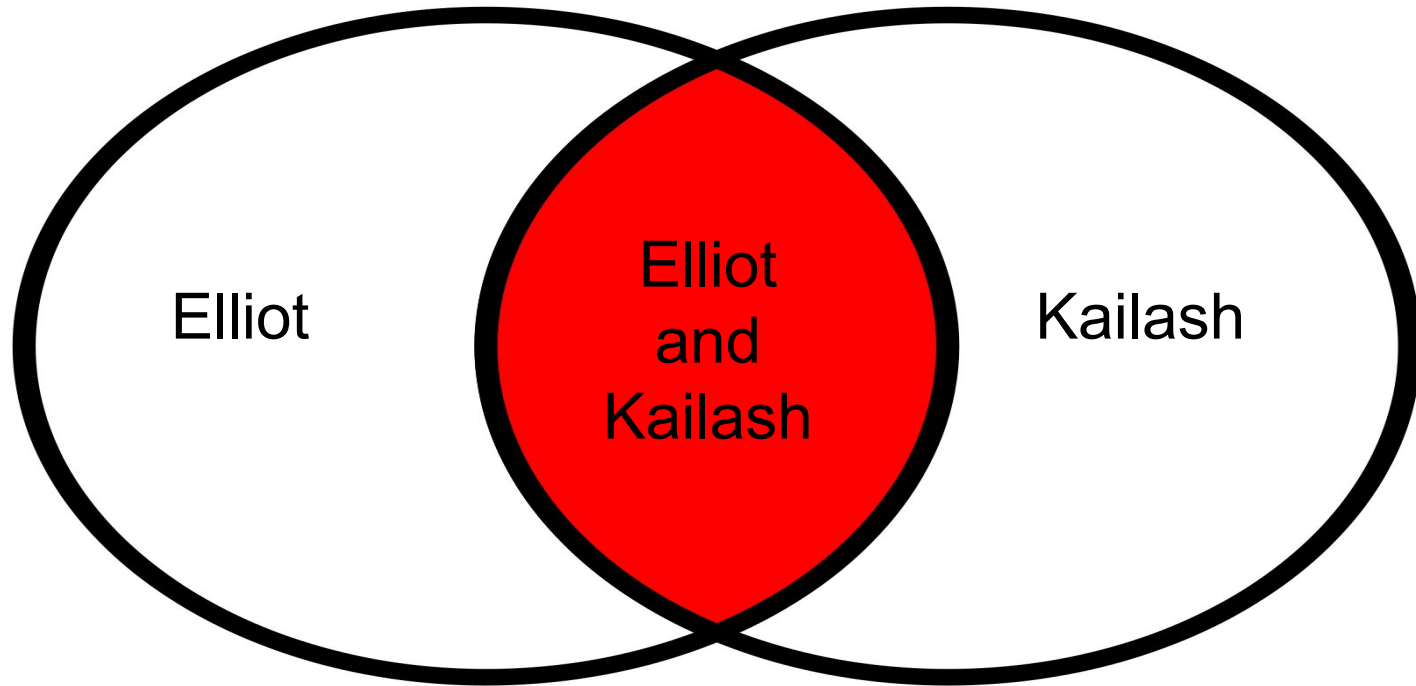
Students compare and contrast life for Elliot and Kailash.

Students learn how to use a Venn Diagram

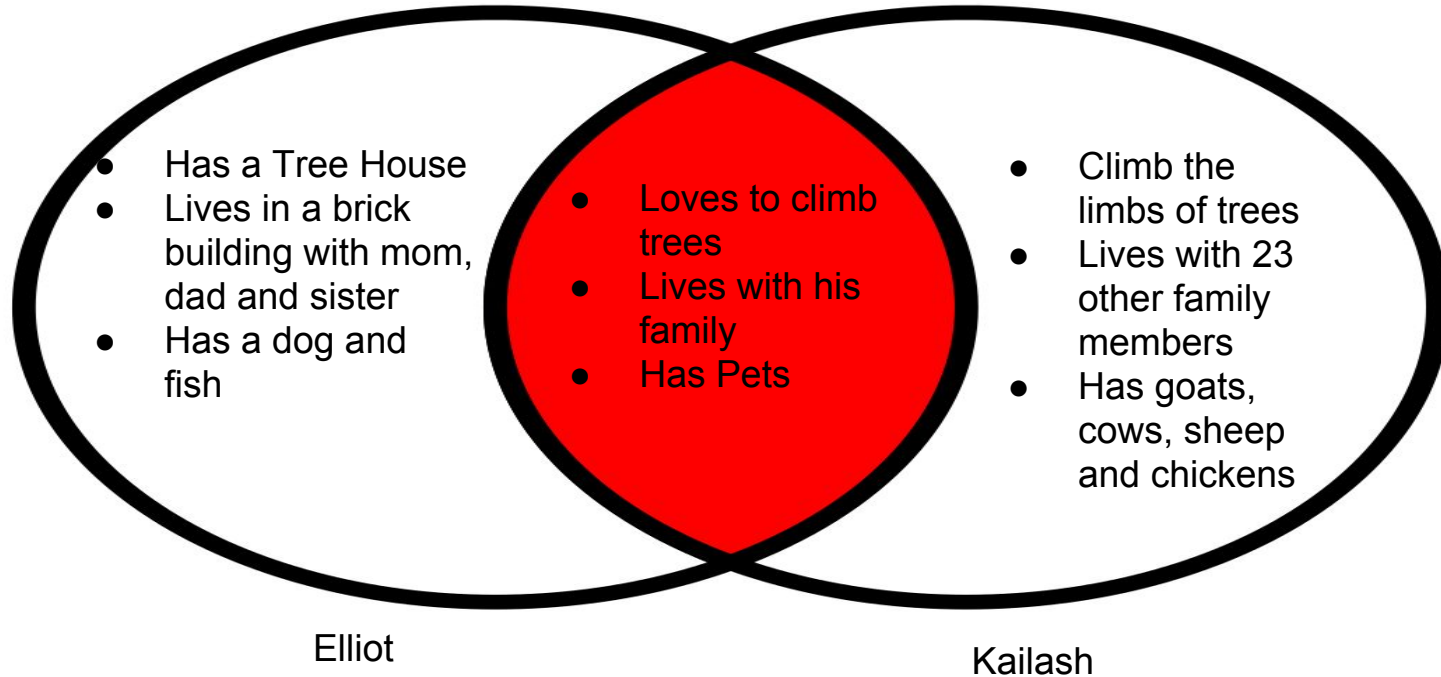


<https://www.youtube.com/watch?v=MjK1JojUxD4>

Venn Diagram

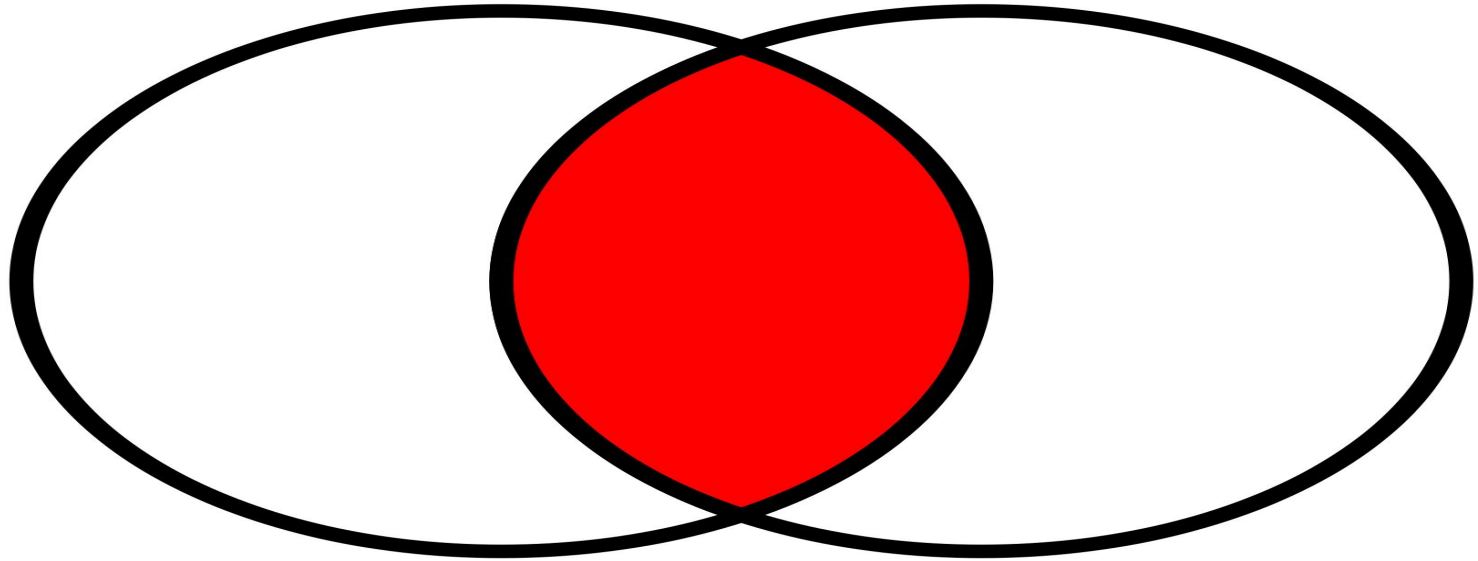


Same, Same But Different



Now It Is Your Turn

Compare and contrast your country and the USA



Title: Comparing and Contrasting

Author: CESA #1

Overview / Description:

Introduce students to using a Venn Diagram to compare and contrast two items

Subject(s): EL, ESL, ELL, Writing, ELA

Grade Level(s): K 1 2 3

Learning goals/objectives:

After completing this activity, students should be able to use a Venn Diagram to organize, compare and contrast two ideas.

Type of Activity:

Writing with a purpose
Small Group

Teaching Strategies:

Discussion
Partner Work
Listening to reading

Length of Time: approximately 3-5 days

Materials: Google Slides, Chrome Book, Internet, Book- Same, Same But Different by Jenny Sue Kostecki-Shaw

OER Commons License:

Photos from CreativeCommons.org or Google Search

Possible Uses:

Once students understand how to use a Venn Diagram, they can utilize it at any time.

Once modelled, students can try their own with 2 simple objects, such as apples and oranges, or trains and buses.